



A BIG COLORING BOOK

09-1-063
\$ 4.99

THE WORLD OF
TEDDY RUXPIN™



A COLORING BOOK

THE WORLD OF **TEDDY RUXPIN**™



TEDDY RUXPIN and THE WORLD
OF TEDDY RUXPIN Characters
are trademarks of Alchemy II,
Inc. used by permission.

Copyright © ALCHEMY II, Inc. 1986
All Rights Reserved

GOLDEN® and GOLDEN & DESIGN®
are trademarks of Western Publishing Company, Inc.



A GOLDEN® BOOK
Western Publishing Company, Inc.
Racine, Wisconsin 53404

No part of this book may be reproduced or copied in any form
without written permission from the publisher. Produced in U.S.A.





Teddy Ruxpin



Grubby









SAY, TEDDY, WHAT ARE YOU LOOKING AT?

I'M JUST WATCHING THE STARS GO BY.





THE SKY HAS
LOTS OF THINGS
TO TELL US.



Ladybug Search

Now Teddy Ruxpin and Grubby are looking for ladybugs. Can you find all the ladybugs on these two pages?









A "Mushy"-Room Situation

Because Teddy Ruxpin has a good sense of direction, he will be able to get himself and Grubby out of the Mushroom Forest. Can you find a way out too?

















The Airship



Newton Gimmick









Fobs
















Become A Fob!

1. Tear out this page and color the mask.
2. Paste the mask to a piece of oaktag.
Cut out eyes, string holes and the mask.
3. Put a piece of string through the string holes and tie. Make sure string is long enough to fit around your head.

Now, you can be a Fob too!





BRAVO!





Tweeg



Bounders









Leota



Grunge



The Grunges would like to borrow some supplies from Teddy Ruxpin and Grubby. Follow the correct path.



Hiding in the Dots


As Teddy Ruxpin and Grubby unload the ship, someone watches them. Color the spaces with one dot to find out who that is.









Wooly What's-It








Princess Aruzia



Prince Arin







Gutang









Mudblup

GRUNDO TIME

Wear one of these watches for the time you would like it to be. Turn the page and find out how to put the watches together.






1. Tear out the page and color the watches on the other side.
2. Cut out the watchband pattern and trace nine of them on sturdy paper.
3. Wrap the watchbands around your wrist and mark both ends at a spot where they meet.
4. Cut a slot at each mark. One should be cut down from the top of the band, and the other should be cut from the bottom toward the top of the band. Slip slits together to fit wrist.
5. Cut out watch faces and glue to bands.



Grundo Finger Puppets

1. Color the puppets and tear out the page.
2. Cut out the puppets and carefully cut out the finger holes along the dotted lines.
3. Put your index fingers and middle fingers through the finger holes. The puppets walk. Make up a story.



OHHH! HERE COME
THE GUTANGS!



Enhance your child's learning right at home with **Golden Step Ahead®** workbooks, flash cards, learning boards and activity books/tapes. Developed by educators, this series sharpens basic skills while helping children to Step Ahead! Look for the **Golden Step Ahead Learning Series** and other Golden activity books at your favorite store.



Cash In Culture
Vintage Book Asst. 4.99



ACC-UIN B0499

0 55500 01177 1